

Job Safety Analysis (JSA Worksheet)

WORK TASK: Pruning season (June to September)

Analysis Done by: G. Stuart	Analysis Date: 05/05/2022	Approved: 05/05/2022	Next review date: May 2023
--------------------------------	------------------------------	-------------------------	-------------------------------

All employees **MUST** inform Gary **IMMEDIATELY** if spotting an unlisted potential hazard or breaching a known one.

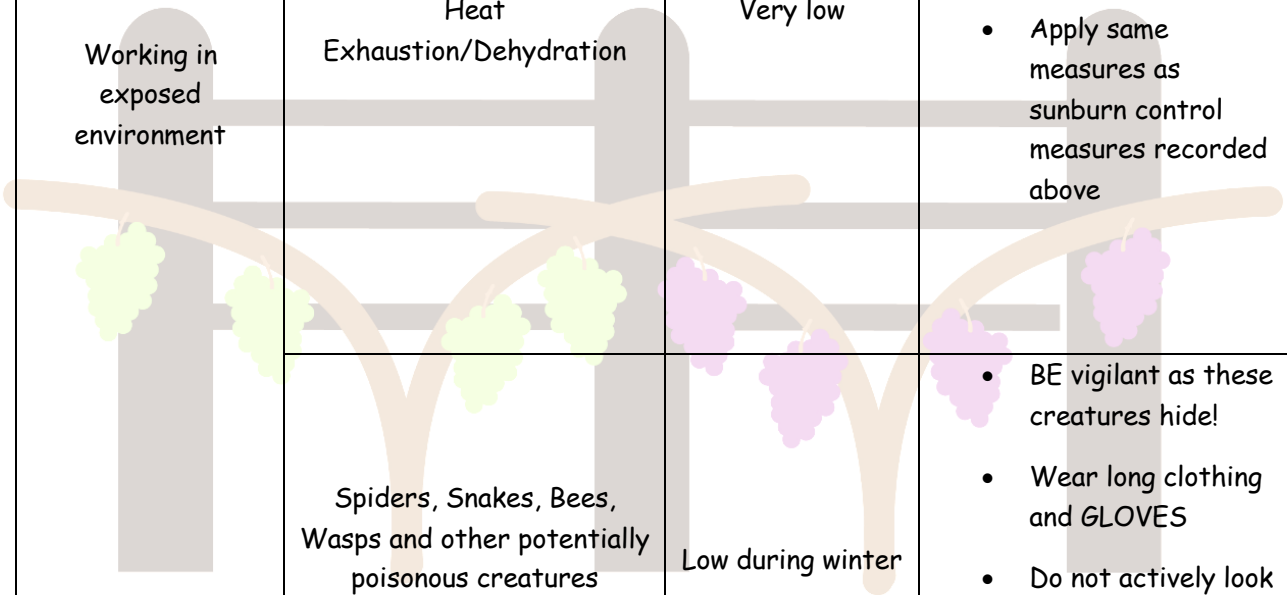

Process Steps	Potential Hazards	Risk level	Hazard Control Measures
Driving to the Vineyard	<ul style="list-style-type: none"> • Kangaroos • Other cars • Fallen trees/branches • Accident • Unfamiliar road • Unfamiliar road conditions • Unfamiliar weather conditions 	High (Especially in the morning)	<ul style="list-style-type: none"> • Never exceed the speed limit • Drive speed to conditions • Alert and look ahead at road & sides • Have mechanically good car • Have good/excellent headlights • Never be concerned with cars tailgating behind you. Your safety is more important than speeding up to satisfy the driver behind you.
			<ul style="list-style-type: none"> • Use EXTREME caution when

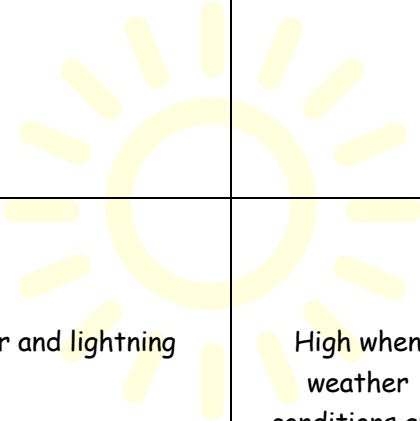
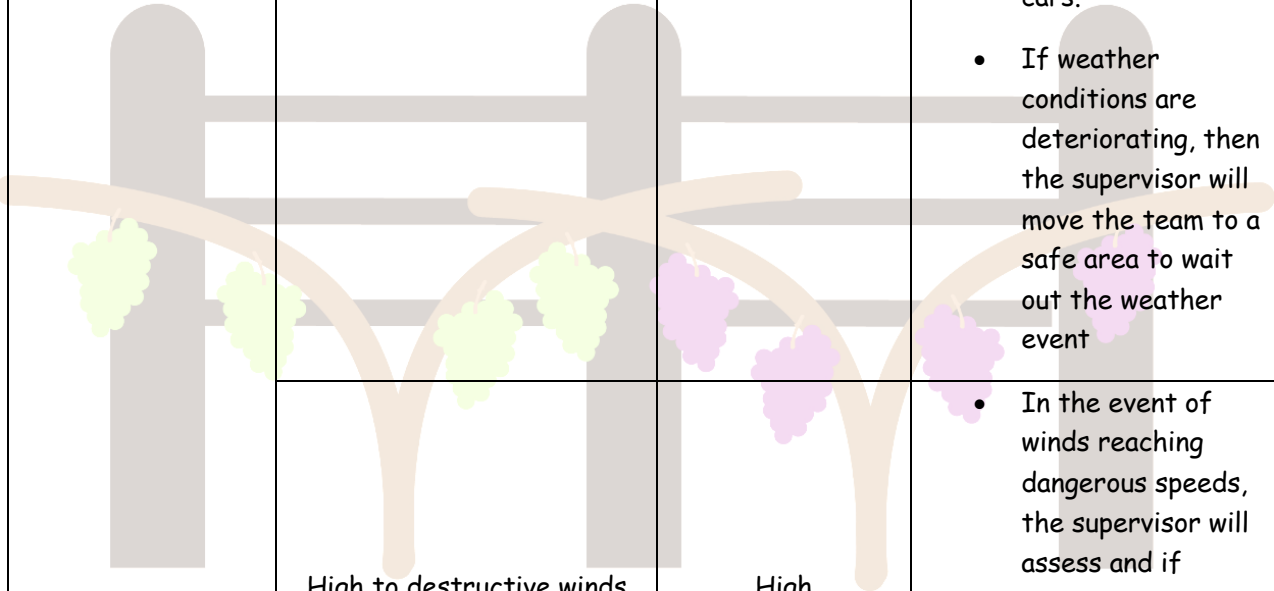
MARGARET RIVER
VITICULTURAL SERVICES
PTY LTD

<p>Driving inside the Vineyard</p>	<ul style="list-style-type: none"> • Sliding on loose gravel • Get stuck in bog • Driving into dip or bump • Crash/accident 	<p>Low to medium</p>	<p>driving on unsealed roads.</p> <ul style="list-style-type: none"> • Drive at Low speed (10-15 Km/Hr) within the confines of ALL vineyards • Be vigilant about working machinery and give way if machinery is approaching or crossing your path. • Be aware of other workers on foot • Be aware of VERY loose gravel - especially on inclines and declines.
<p>Parking in the vineyard</p>	<ul style="list-style-type: none"> • Slippery grass / slopes 	<p>Low</p>	<ul style="list-style-type: none"> • Always park on level ground • Never drive over grassy areas on a slope • Always use handbrake.
<p>Driving from one vineyard to another</p>	<ul style="list-style-type: none"> • Accident 	<p>Low to medium</p>	<ul style="list-style-type: none"> • NEVER drive out of a vineyard onto a sealed road unless it is perfectly safe to do so. • NEVER drive out just to follow a car ahead of you. • The supervisor will wait at a safe point ahead to allow all cars to leave a vineyard to drive to another one safely.

MARGARET RIVER
VITICULTURAL SERVICES
PTY LTD

Working in exposed environment	Sunburn	Very low	<ul style="list-style-type: none"> • Wear a broad brimmed hat • Wear long/full length clothing • Wear sunglasses • Use appropriate sunblock (+50 SPF) and re-apply every 3 hours minimum
	Heat Exhaustion/Dehydration	Very low	<ul style="list-style-type: none"> • Bring and drink plenty of water throughout the day • Apply same measures as sunburn control measures recorded above
	Spiders, Snakes, Bees, Wasps and other potentially poisonous creatures	Low during winter	<ul style="list-style-type: none"> • BE vigilant as these creatures hide! • Wear long clothing and GLOVES • Do not actively look for in holes • NEVER go near any of these • Inform Supervisor immediately
		Very high to	<ul style="list-style-type: none"> • Full WINTER wet weather gear to be worn or available at short notice (i.e.



	Rain/getting wet/cold	extreme	<p>stored in the car if not raining).</p> <ul style="list-style-type: none"> • Have a change of clothes on hand • Don't get wet clothes - always prepare ahead of time to have a change of clothes available.
	 <p>Thunder and lightning</p>	High when weather conditions are unstable	<ul style="list-style-type: none"> • At the first sign of thunder and or lightning, ALL staff must IMMEDIATELY cease work and move quickly to the cars. • If weather conditions are deteriorating, then the supervisor will move the team to a safe area to wait out the weather event
	 <p>High to destructive winds</p>	High	<ul style="list-style-type: none"> • In the event of winds reaching dangerous speeds, the supervisor will assess and if worsening, a decision will be made on whether to cease working until conditions improve
			<ul style="list-style-type: none"> • When a cold front moves in, especially

MARGARET RIVER
VITICULTURAL SERVICES
PTY LTD

	Temperature drop	High	<p>if the winds are blowing in the from the south, then the temperature may drop rapidly by +10 degrees within an hour.</p> <ul style="list-style-type: none"> When the temperature drops to the point that external body parts such as hands and face are exposed to freezing winds, then a decision will be made on whether to proceed with work or stopping for the day.
	Moving Machinery	Medium	<ul style="list-style-type: none"> Any moving tractors etc - move to different block/vineyard Wear safety vests etc Inform supervisor so contact can be made with machinery operator to acknowledge where on ground workers will be
Pruning vine cutting	Cutting vines	Medium to high	<ul style="list-style-type: none"> Repetitive strain injury can occur due to using muscles in the hand constantly. Hand and arm stretching regularly is recommended every 30 minutes.
	Secateurs' cutting body part	Very high to extreme risk	<ul style="list-style-type: none"> Keep blade sharp NEVER put your finger in path of

MARGARET RIVER
VITICULTURAL SERVICES
PTY LTD

			<p>cutting blade.</p> <ul style="list-style-type: none"> • Store secateurs safely in pouch when not using them
	<p>Bypass loppers cutting body part</p>	<p>Very high to extreme risk</p>	<ul style="list-style-type: none"> • Keep blade sharp • Be aware of blade position when cutting vines or pulling out canes or walking. • NEVER put your finger in path of cutting blade. • Store loppers on pouch holder when not using.
	<p>Pulling cut vine canes</p>	<p>Very high to extreme risk</p>	<ul style="list-style-type: none"> • Canes can get caught on the wires or each other and whip out when pulled with force and strike your face/body/eyes. • Wear safety glasses when pulling canes • Use correct technique to pull canes.
	<p>Vinevaxing pruning cuts</p>	<p>Medium to high</p>	<ul style="list-style-type: none"> • When applying Vinevax paint to vines, always wear rubber gloves and old clothing.
			<ul style="list-style-type: none"> • Wear rugged clothing that will

Working in the vineyard Blocks	Cuts, splinters and gashes from wires/fence posts/Canes	High to very high	<p>protect against protruding old nails, fence posts, wires with old tendrils can be very sharp</p> <ul style="list-style-type: none"> • Wear gloves permanently at work • Protective eyeglasses • Vigilance - watch what you're doing
	Tripping over	High	<ul style="list-style-type: none"> • Be aware of trip hazards such as long canes lying mid row, holes in the ground and other hazards. • Walk - never run • Plan your walking path and look ahead.
	Sore back or sore hands	High to very high	<ul style="list-style-type: none"> • Proper posture • Warm up exercises • Stretching technique when required • Bend at the knees, keeping back straight • Rest properly • Massages and therapy if problem • Inform supervisor if problem persists or getting worse. Maximum should be uncomfortable

MARGARET RIVER
VITICULTURAL SERVICES
PTY LTD

Working alone in a block/vineyard	Emergency	Medium	<ul style="list-style-type: none"> • Never work alone • Always have one person with a car <p>Keep mobile phone handy</p>
Working too much	Fatigue	Medium	<ul style="list-style-type: none"> • Keep to a maximum 38 hours working week. • Never work without 2 days break a week
Driving home after work	Accident	Low to medium	<ul style="list-style-type: none"> • Drive at or under the speed limit as per conditions dictate (rain etc) • Be aware of all other traffic • Drive in mechanically good car.
After work	Fatigue / feeling tired	Medium	<ul style="list-style-type: none"> • Get a good night's sleep • Eat and Drink Healthily.

MARGARET RIVER
VITICULTURAL SERVICES
PTY LTD